



E-Z DUNGEONS


Broken Walls




Cut, score and test fold the pieces as shown above.



Glue the bottom flaps first, then the sides.




Start gluing the underside piece by attaching one end and allow to dry.




Glue the opposite end and allow to dry.


E-Z DUNGEONS




Begin gluing the segments one at a time, from one side to the other.



Cut, score and test fold the half wall as shown.



Glue the bottom first, allow to dry, and then glue the full vertical side tab.



Finish by gluing the jagged wall edge into place, working a single facet at a time.