



E-Z DUNGEONS


Trapper Floor Monster




Cut, score and test fold the two pieces of the model as shown above.



Wrap the main body piece into a square, gluing the tabs to the **BOTTOM** of the lower square flap, not inside of it.



Begin gluing the top piece into place starting with the upper section.



Once the top corner is dry, proceed to glue successive tabs, working toward the bottom one tab at a time.