


E-Z DUNGEONS


Dungeon Items




Cut, score and test fold the pieces of the rubble model as shown above.



Fold and glue the two small 3D rock sections, and then glue them to the base where desired.



Cut, score, test fold and glue the crate model as shown above.



When gluing the barrel models, make sure you glue the long side tab first before gluing the end caps in place.